

Animals

Los animales



Animals / *Los animales*

SONGS



English	Spanish
The Farm	<i>La granja</i>
Octopus	<i>Un pulpito</i>
Five Little Monkeys	<i>Cinco monitos pequeños</i>
Color Farm	<i>Colores en la granja</i>
Old McDonald	<i>La granja del viejo McDonald</i>

Songs can be found at <http://bilinguistics.com/music-for-speech-therapy/>.

Book and Song Resources

BOOK LOCATOR









NON-FICTION

590
Zoological
Sciences/Animals







Title	Author
Brown Bear, Brown Bear, What Do You See? <i>¿Oso pardo, oso pardo, qué ves allí?</i>	E. Carle
From Head to Toe <i>De la cabeza a los pies</i>	E. Carle
I Went Walking <i>Salí de paseo</i>	S. Williams
Animals	C. Beaton
Animals <i>Animales</i>	E. Carl
Let's Go to the Farm <i>Vamos a la granja</i>	E. Weiss & L.C. Froeb

Animals Unit Content



















Section	Schedule	Activity	Goals
A	Surprise Bag	Cut out animal picture cards Other options: <ul style="list-style-type: none"> • Plastic toy animals • Stuffed animals • Animal puppets 	<ul style="list-style-type: none"> • Following directions • Utterance expansion • Answering questions • Turn taking
			
B	Articulation Station	Animal-related words organized by sound for articulation targets Record sounds for examples of correct productions	<ul style="list-style-type: none"> • Production of correct sounds in words and phrases
			
C	Phonology Syllable Strips	Animal picture cards in English and Spanish for 1- to 5-syllable words	<ul style="list-style-type: none"> • Syllable segmentation
			
D	Mini Book #1	Where Animals Live <i>Dónde viven los animales</i>	<ul style="list-style-type: none"> • Answering questions • Following directions • Sequencing • Utterance expansion
			
E	Mini Book #2	All About Animals! <i>¡Todo acerca de los animales!</i>	<ul style="list-style-type: none"> • Following directions • Sequencing • Utterance expansion • Part-whole relationships
			
F	Table Activity #1	Part and Whole Relationships	<ul style="list-style-type: none"> • Part-whole relationships • Labeling animals and parts • Utterance expansion
			

Animals Unit Content

Section	Schedule	Activity	Goals
G 	Table Activity #2	Who's the Biggest One of All?	<ul style="list-style-type: none"> • Size concepts • Describing • Labeling
H 	Craft #1	Africa Mobile	<ul style="list-style-type: none"> • Following directions • Labeling animals • Requesting materials
I 	Craft #2	Paper Plate Masks	<ul style="list-style-type: none"> • Following directions • Basic concepts: part-whole, colors, number, shapes • Plurals (ear vs. ears)
J 	Recipe	Animal Sponge Capsules	<ul style="list-style-type: none"> • Following directions • Requesting • Sequencing • Utterance expansion
K 	Game	File Folder Game: Animal Homes	<ul style="list-style-type: none"> • Answering questions • Categorizing • Labeling • Utterance expansion
J 	Parent Note	Animal Coloring Page	<ul style="list-style-type: none"> • Demonstrate learning • Give parents visual cues to understand and converse with their child



Surprise Bag: Animal Picture Cards

<p>bat</p>  <p><i>murciélago</i></p>	<p>bear</p>  <p><i>oso</i></p>	<p>deer</p>  <p><i>venado</i></p>	<p>crab</p>  <p><i>cangrejo</i></p>
<p>whale</p>  <p><i>ballena</i></p>	<p>fish</p>  <p><i>pez</i></p>	<p>octopus</p>  <p><i>pulpo</i></p>	<p>shark</p>  <p><i>tiburón</i></p>
<p>snake</p>  <p><i>víbora</i></p>	<p>frog</p>  <p><i>rana</i></p>	<p>fox</p>  <p><i>zorro</i></p>	<p>raccoon</p>  <p><i>mapache</i></p>
<p>crow</p>  <p><i>cuervo</i></p>	<p>turtle</p>  <p><i>tortuga</i></p>	<p>squirrel</p>  <p><i>ardilla</i></p>	<p>owl</p>  <p><i>búho</i></p>



Articulation Station

Use these words during any of the structured activities or in homework assignments to target a child's goals.



B
ANIMALS

English

- M **monkey, mouse, mammal, moose, animal, flamingo, lama**
- P **pig, penguin, platypus, panda, chimpanzee, leopard, sheep**
- B **bear, bird, bat, bison, baboon, lobster, rabbit, zebra, crab**
- K **cat, cow, kangaroo, turkey, raccoon, toucan, duck, snake**
- G **goat, gazelle, goose, kangaroo, dragon, tiger, dog, frog**
- T **turtle, tiger, turkey, platypus, alligator, octopus, cat, bat, rat**
- D **dog, duck, deer, dolphin, panda, lizard, bird, leopard, squid**
- F **fish, frog, fox, flamingo, buffalo, dolphin, elephant, giraffe**
- S **snake, seal, sloth, skink, rooster, bison, horse, walrus, goose**
- L **lizard, lion, turtle, leopard, lemur, squirrel, eel, camel, eagle**
- R **rabbit, raccoon, rat, reptile, gorilla, squirrel bear, deer, alligator**



Articulation Station

Use these words during any of the structured activities or in homework assignments to target a child's goals.



ANIMALS

Spanish

M **mono, murciélago, mapache, animal, calamar, caimán, llama**

P **pulpo, perro, pato, pez, pollo, pájaro, mapache, serpiente**

B **ballena, búfalo, búho, burro, abeja, caballo, cebra, cabra**

K **koala, canguro, caballo, castor, camello, caracol, vaca, tucán**

G **gato, ganso, gacela, gorila, tigre, tortuga, águila, murciélago**

T **tigre, tortuga, gato, castor, coyote, lagarto, elefante, ratón**

D **delfín, dingo, ardilla, panda, armadillo, cocodrilo, cerdo, venado**

F **foca, flamenco, elefante, jirafa, mofeta, delfín, búfalo**

S **cebra, cerdo, ciervo, gacela, mosca, alce, oso, pez, avestruz**

L **lobo, loro, lagarto, león, alce, elefante, águila, búfalo, caracol**

R **ratón, rata, rana, burro, ardilla, tortuga, loro, pájaro, hámster**




Phonology: Syllable Strips in English



ANIMALS



bear




fish




bat




monkey





turtle





eagle




kangaroo



octopus



elephant



rhinoceros



hippopotamus




anaconda





Phonology:

Syllable Strips in Spanish



pez





oso



castor




mono




tortuga



pájaro



mapache



tiburón




víbora




elefante



murciélago



rinocerante






Mini Book:

Cut, color, and create a *WHERE* book about animals.




ANIMALS




Where Animals Live

*Donde viven los
animales*




Cows live on a farm.




Las vacas viven en una granja.

Raccoons live in the forest.



Los mapaches viven en el bosque.

Crabs live in the sea.





Los cangrejos viven en el mar.





Mini Book:

Cut, color, and create a book about animals.



All about Animals!

¡Todo acerca de los animales!




Draw my Spots!



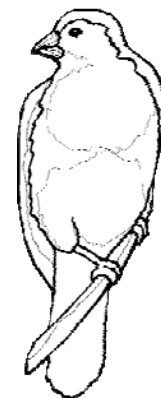
Dibuje mis manchas!

Connect the points to make my cage.



Une los puntos para hacer mi jaula con una linea.

Draw my wings. I want to fly!




Dibuje mis alas. ¡Quiero volar!




Craft:

African Mobile



Cut, color, and connect these animals into an African mobile. The easiest way is to tape the string to the back of each animal.

Materials: scissors, 7 pieces of string, tape, crayons

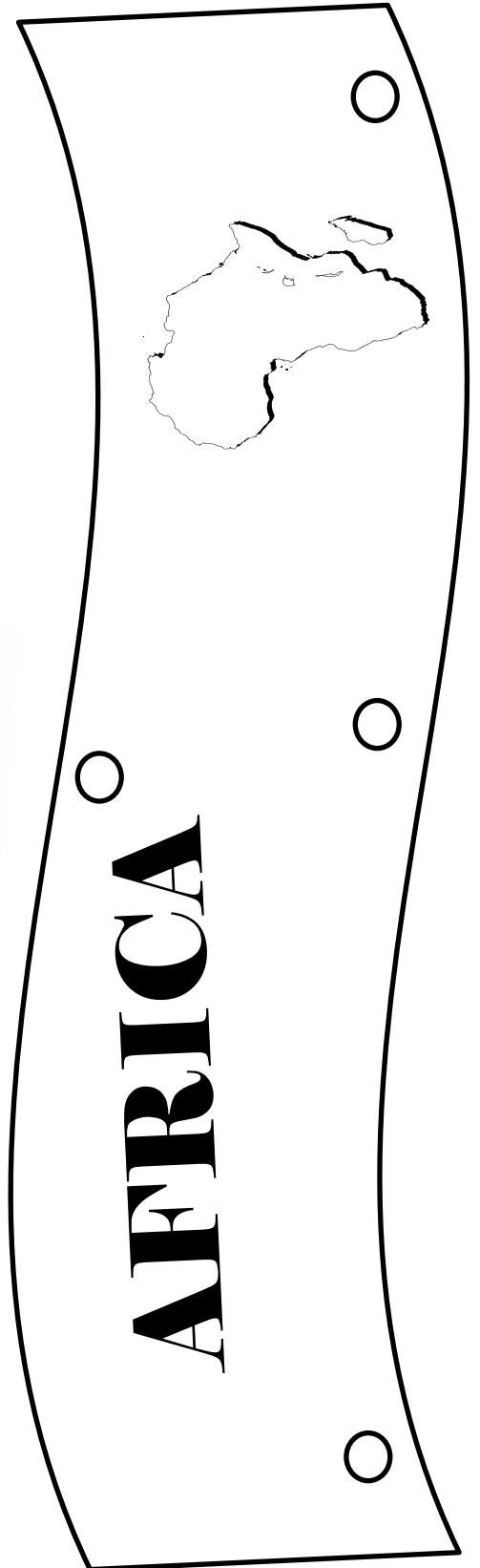





Craft:
African Mobile



ANIMALS





Craft:


Animal Mask Making




ANIMALS

We have given you several design ideas but be as creative as you want! Cut out the body parts from colored construction paper, and glue onto paper plates. Cut out circles for the eyes, and draw any additional lines.


Materials: paper plates, popsicle sticks or string, construction paper, markers




4 black circles, and 1 black triangle




2 brown circles, 2 smaller white circles, 1 brown triangle, 2 white rectangles, optional plate size brown circle




2 small black circles, one pink large circle, 2 pink triangles, optional plate-sized pink circle



8 orange triangles, 1 black triangle, optional plate-sized yellow circle



2 white half ovals, 1 pink heart



4 small black circles, 2 black half ovals, 2 yellow triangles, 1 yellow oval, 9 brown squares/spots, optional plate-sized yellow circle



Recipe:

Animal Sponge Capsules





ANIMALS

Demonstrate a sponge growing in water or show an expanded sponge to increase your students' interest. Then, use the activity to take turns, identify colors, follow directions, and describe outcomes.

Materials: animal sponge capsules, water, a cup

Note* Warm or hot water makes sponges grow faster.

I want



Yo quiero

a cup



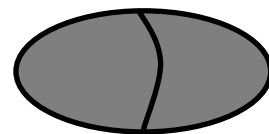
una taza

water



agua

a capsule



una pastilla





Game:

File Folder Game: Animal Homes



ANIMALS





Parent Note:

Animal Coloring Page



Hi Parents!

This week we are talking about animals. Ask your child to share what he knows about the animals in these scenes.

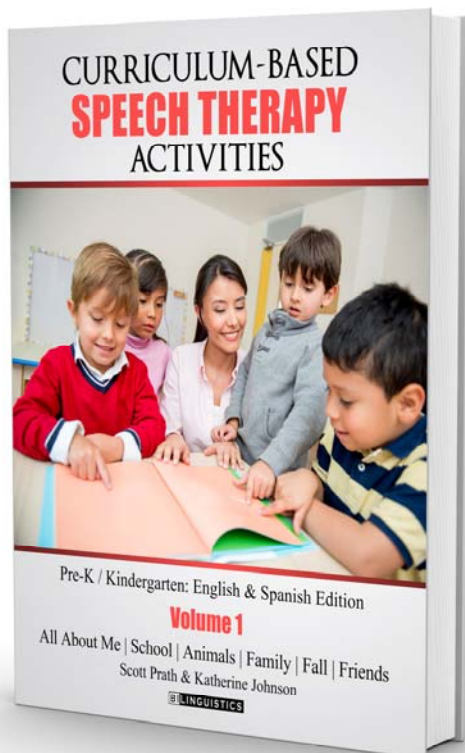
¡Hola Padres!

Esta semana estamos hablando de animales. Pregúntale a su hijo sobre cómo se llaman los animales y dónde viven.



Curriculum-Based Speech Therapy Activities

Volume 1 and 2 now available!



All About Me

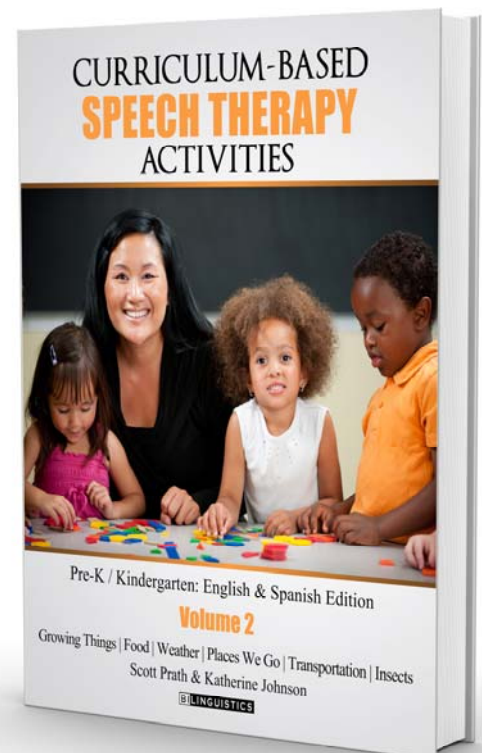
School

Animals

Family

Fall

Friends



Growing Things

Food

Weather

Places We Go

Transportation

Insects

www.bilinguistics.com