

Learn how to use storybook templates in a powerful way!

Storybooks provide a platform to address academic needs and therapeutic goals simultaneously while accounting for social and cultural factors.

These materials come from our book:

Literacy-Bases Speech and Language Therapy Activities

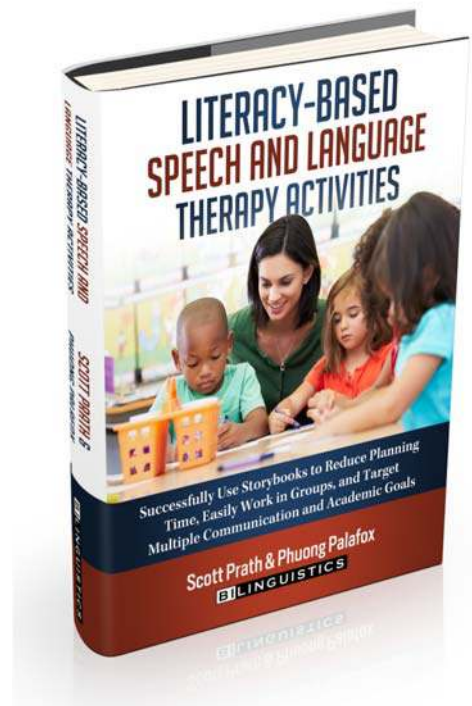
We all love using storybooks in intervention but the question is: How do we do use them effectively? This 200-page book is full of templates, explanations, and examples for you to experience the same success we do with our busy, diverse caseloads. All you need to do is keep using storybooks but learn a bit more in 6 key areas.

1. The Research Behind Why Literacy-Based Intervention Works
2. Improving Story Narratives of Diverse Children
3. How to Use Storybooks in Speech Language Intervention
4. Assessing What to Work on, Choosing Goals, and Taking Data
5. Literacy Based Intervention Templates
6. Creating Incredible Games that Match Story Content

Plus, we include lists of: The Best Books for Literacy-Based Intervention

See a video and read more at:

<https://bilinguistics.com/catalog/products/literacy-based-speech-language-therapy-activities/>











Literacy-based Intervention-Everything Pack











Get everything you need to get started or dramatically improve how you use storybooks in speech therapy. This Everything Pack gives you 3 1/2 of ASHA CEU approved videos *and* the Literacy-Based Intervention Book.

Story Recall, Sequencing, and Narrative Components


Recontar un cuento, secuencia y las partes narrativas

Title/ <i>Título</i> : _____	
Name/ <i>Nombre</i> : _____	
	
	
	
	
	
	
	
	

<p>Characters</p>  <p><i>Personajes</i></p>	<p>Setting- When</p>  <p><i>Escenario- Cuándo</i></p>
<p>Setting- Where</p>  <p><i>Escenario- Dónde</i></p>	<p>Problem</p>  <p><i>Problema</i></p>
<p>Solution</p>  <p><i>Solución</i></p>	<p>Events</p>  <p><i>Eventos</i></p>
<p>Feelings</p>  <p><i>Sentimientos</i></p>	<p>Resolution</p>  <p><i>Resolución</i></p>

Parts of a Story and Story Grammar Rap Visuals

Characters



The characters are the people in a story, in a story.

Setting



Setting is **when** and **where**, **when** and **where**.

Problem




Problem, hey what's wrong? Uh oh!

Solution / Plan



Solution, make a plan, make a plan!

Events



Events- 3, 2, 1, Action!


First

Then

Next

After that


Feelings



Feeling, how do you feel, do you feel?


Happy? Sad? Scared? Or mad?

Resolution



Apoyo visual para el rap del cuento

Personajes



Los personajes son las **personas** en el cuento, en el cuento.

Escenario



Escenario, dónde y cuándo, dónde y cuándo.

Problema




Problema, ¿Qué pasó? ¡Ay no!

Solución / Plan



Solución, hacer un plan, hacer un plan!

Eventos



HOW TO USE STORYBOOKS

Eventos- 3, 2, 1, Acción!


Primero

Luego

Entonces


Después

Sentimiento



Sentimiento, ¿Cómo está, cómo está? ¿Feliz? ¿Triste?
¿Asustado? ¿O enojado?

Resolución



HOW TO USE STORYBOOKS